

Signify Classified - Internal  
Cooper Lighting Solutions Photometric Lab  
1121 Highway 74 South  
Peachtree City, GA 30269



Scaled data based on original data using  
LM-79-08 Approved Method: Electrical and Photometric Measurements of Solid-  
State Lighting Products

Test Report Prepared for  
Cooper Lighting Solutions  
(formerly Eaton)

Brand: STREETWORKS

Report Number: P867582

Luminaire Tested: **MEM2-HTN-SA-30-730-U-T2U-HSS**

Issue Date: 08/21/2024



**Test Information**

Test Method: LM-79-08  
Report Number: P867582  
Test Lab: INNOVATION CENTER(G3)  
Issue Date: 08/21/2024  
Manufacturer: COOPER LIGHTING SOLUTIONS (FORMERLY EATON)  
Product Line: STREETWORKS  
Catalog Number: MEM2-HTN-SA-30-730-U-T2U-HSS  
Description: EPIC MODERN TALL HOUSING DISCRETE LED ARRAYS 30W 70CRI 3000K  
FIXTURE w/ TYPE II URBAN DISTRIBUTION OPTIC AND HOUSE SIDE SHIELD  
Light Source: (10) 3000K CCT, 70 CRI LEDS  
Ballast/Driver: ELECTRONIC DRIVER

**Summary**

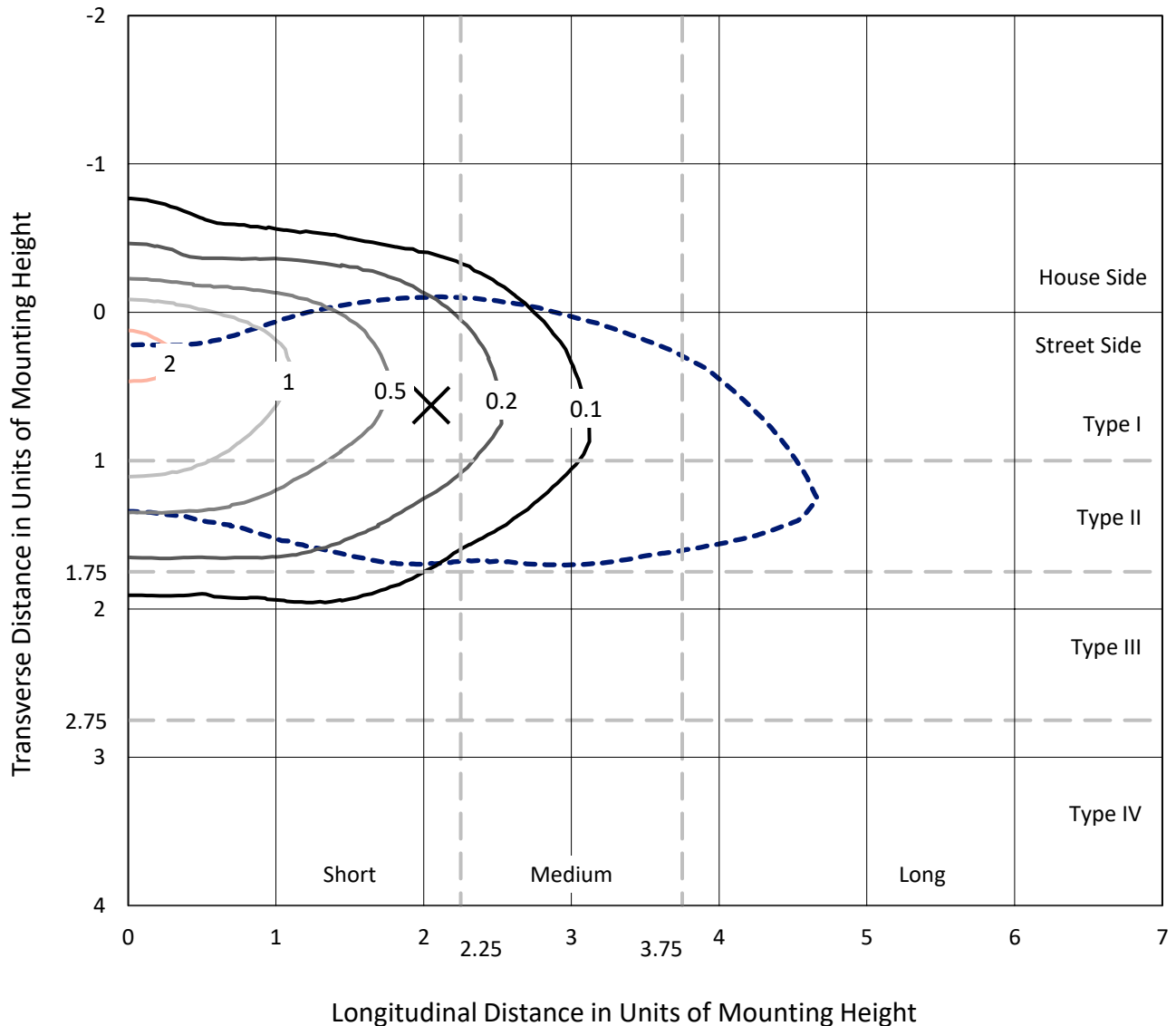
Lumens per Lamp: N/A  
Luminaire Lumens: 3167.5 lumens  
Efficiency: N/A  
Efficacy: 96.6 lumens/watt  
Luminous Opening: Rectangular (W 0.33' x L: 0.33' x H: 0')  
IES Classification: Type II - Short  
BUG Rating: B1 - U0 - G1

Input Watts (W): 32.8  
Input Voltage (V): 120  
Input Current (A<sub>in</sub>): NR  
Voltage Rise (V): NR  
Power Factor: 0.99  
Total Harmonic Distortion (THDi): 9.76%  
Frequency (hertz): 60  
Stabilization Time: NR  
Operation Time: NR  
Ambient Temperature (°C): NR  
Test Distance: 24 FT

REPORT NUMBER: P867582  
 CATALOG NUMBER: MEM2-HTN-SA-30-730-U-T2U-HSS

### Iso-Footcandle Lines of Horizontal Illumination

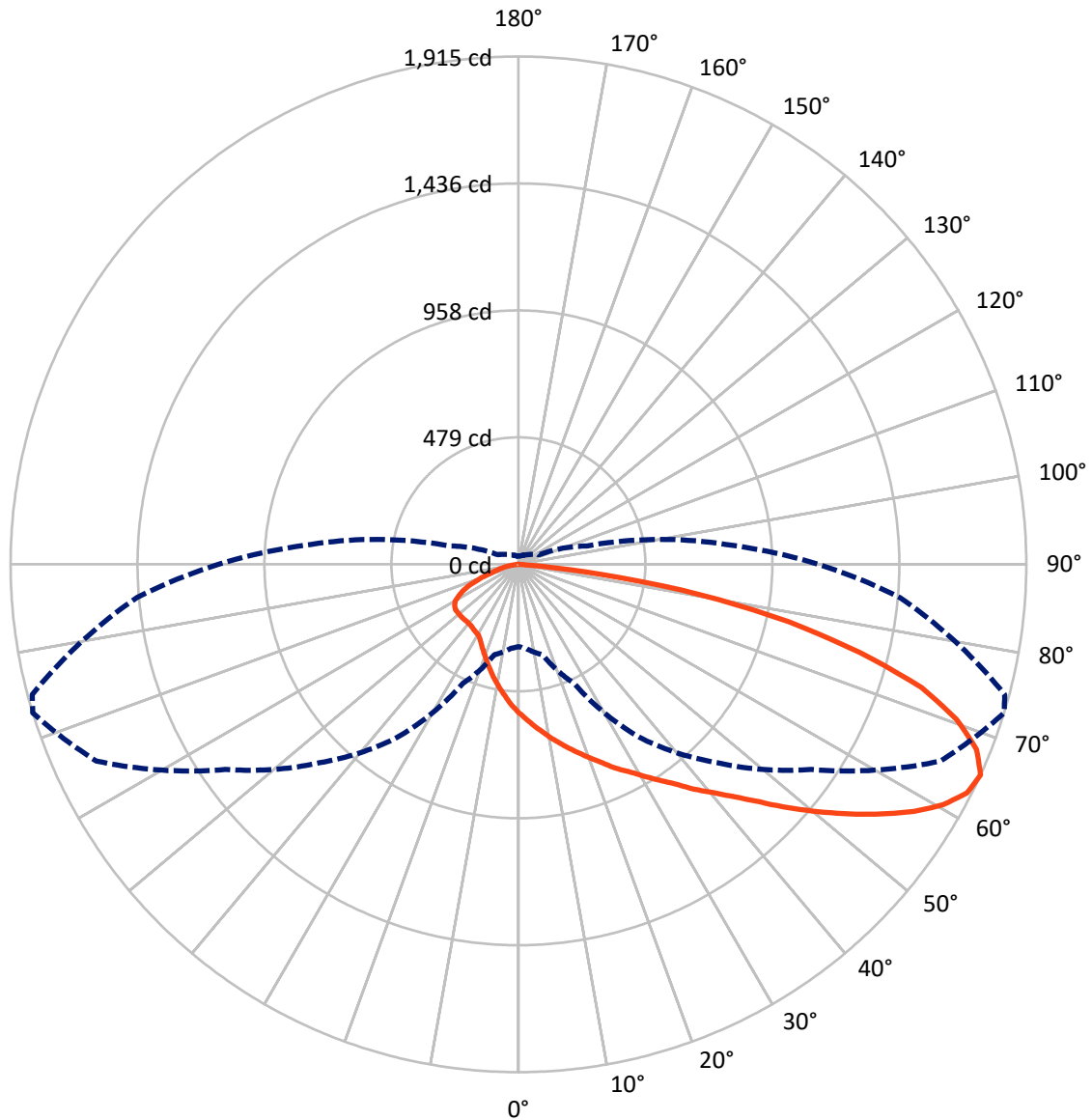
× Max cd  
 - - - 1/2 Max cd



Based on 20 foot mounting height. Maximum calculated value = 2.3 fc  
 Type II - Short - N/A

REPORT NUMBER: P867582  
CATALOG NUMBER: MEM2-HTN-SA-30-730-U-T2U-HSS

### Luminous Intensity Polar Plot



— Vertical Plane Through 73-Deg Lateral      - - - Horizontal Cone Through 65-Deg Vertical

REPORT NUMBER: P867582

CATALOG NUMBER: MEM2-HTN-SA-30-730-U-T2U-HSS

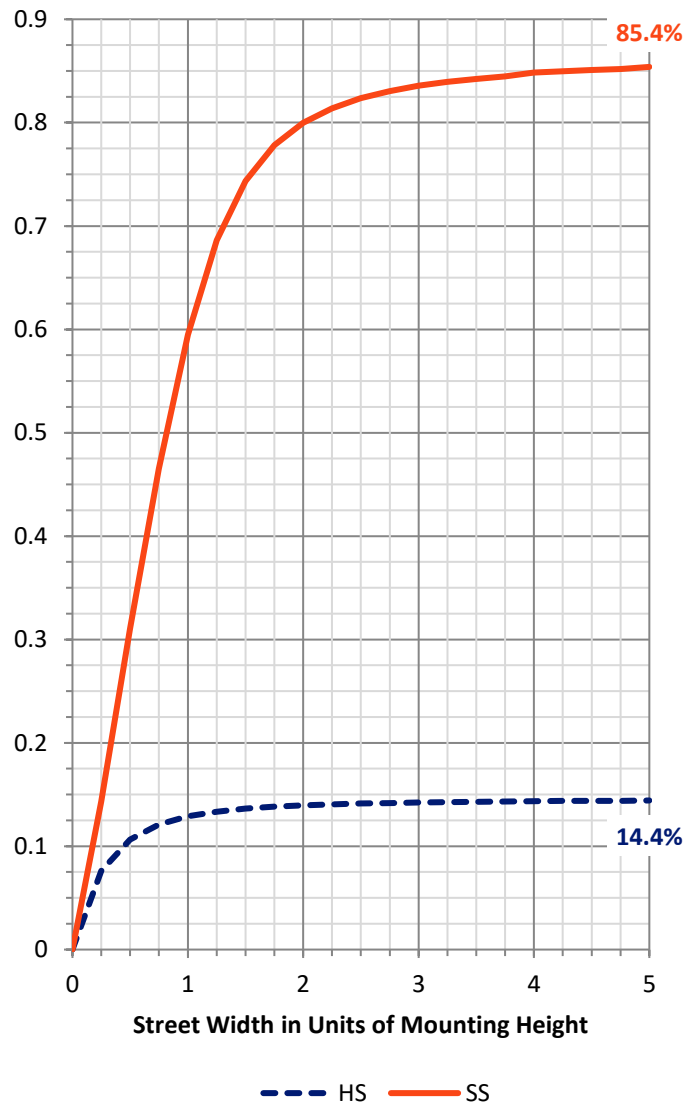
**FLUX DISTRIBUTION:**

		Downward	Upward	Total
<b>House Side</b>	Lumens	460.6	0.0	460.6
	% Fixture	14.5	0.0	14.5
<b>Street Side</b>	Lumens	2706.9	0.0	2706.9
	% Fixture	85.5	0.0	85.5
<b>Total</b>	Lumens	3167.5	0.0	3167.5
	% Fixture	100.0	0.0	100.0

**Coefficient of Utilization**

**ZONAL LUMENS:**

Zone	Lumens	% Fixture
0°-10°	54.2	1.7
10°-20°	164.8	5.2
20°-30°	276.1	8.7
30°-40°	416.4	13.1
40°-50°	588.4	18.6
50°-60°	662.1	20.9
60°-70°	593.7	18.7
70°-80°	361.1	11.4
80°-90°	50.5	1.6
90°-100°	0.0	0.0
100°-110°	0.0	0.0
110°-120°	0.0	0.0
120°-130°	0.0	0.0
130°-140°	0.0	0.0
140°-150°	0.0	0.0
150°-160°	0.0	0.0
160°-170°	0.0	0.0
170°-180°	0.0	0.0
0°-90°	3167.5	100.0
0°-180°	3167.5	100.0



REPORT NUMBER: P867582

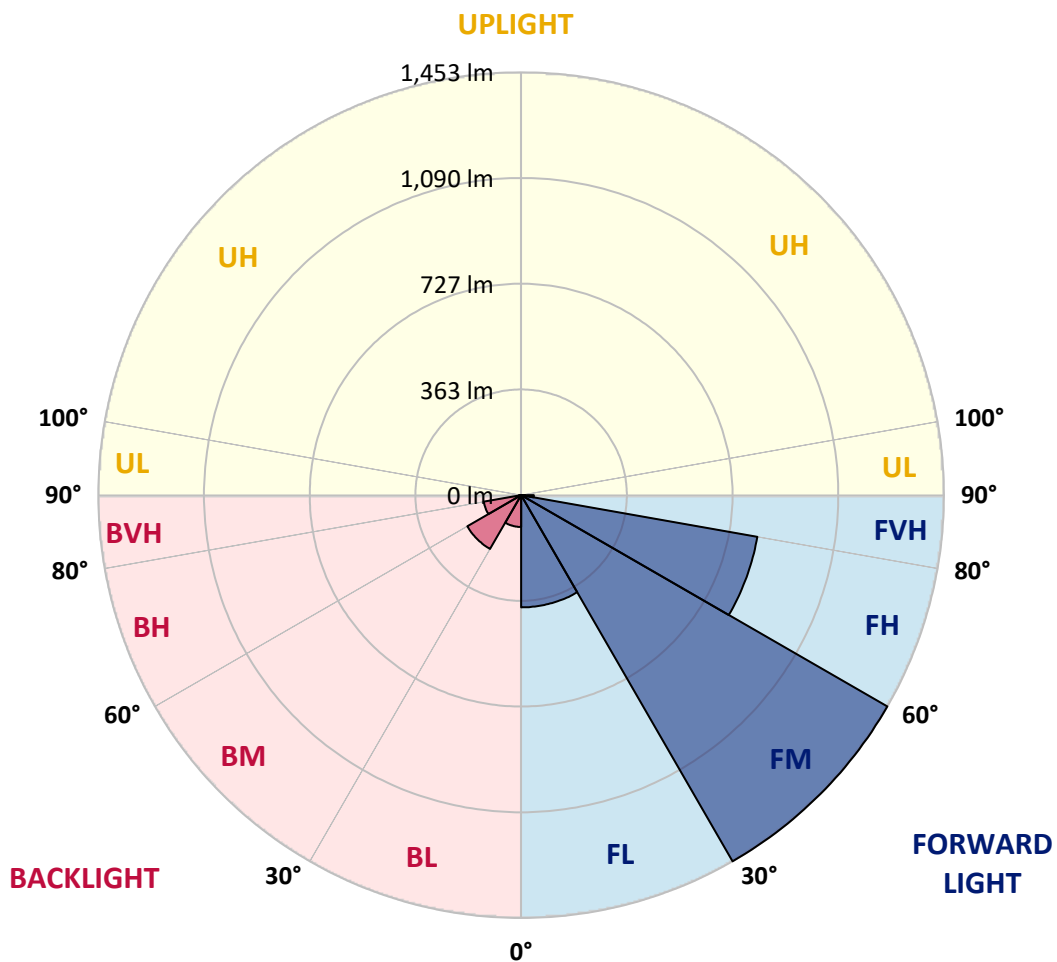
CATALOG NUMBER: MEM2-HTN-SA-30-730-U-T2U-HSS

**LUMINAIRE CLASSIFICATION SYSTEM LUMEN TABLE AND BUG RATING:**

Zone	Lumens	% Fixture	Zone Rating/Lumen Limit		
			B	U	G
FL (0°-30°)	385.7	12.2			
FM (30°-60°)	1453.4	45.9			
FH (60°-80°)	824.4	26.0			G1/1800
FVH (80°-90°)	43.4	1.4			G1/100
BL (0°-30°)	109.4	3.5	B0/110		
BM (30°-60°)	213.6	6.7	B0/220		
BH (60°-80°)	130.5	4.1	B1/500		G1/500
BVH (80°-90°)	7.1	0.2			G0/10
UL (90°-100°)	0.0	0.0		U0/0	
UH (100°-180°)	0.0	0.0		U0/0	

**BUG Rating: B1-U0-G1**

Type II Short





REPORT NUMBER: P867582

CATALOG NUMBER: MEM2-HTN-SA-30-730-U-T2U-HSS

**CANDELA DISTRIBUTION (FULL):**

	0°	5°	15°	25°	35°	45°	55°	65°	73°	75°	85°
0°	561.9	561.9	561.9	561.9	561.9	561.9	561.9	561.9	561.9	561.9	561.9
2.5°	648.6	644.9	639.3	634.6	626.2	615.0	605.7	593.6	585.2	582.4	570.3
5°	742.7	738.1	731.5	720.3	698.0	684.9	660.7	632.7	610.4	605.7	577.8
7.5°	839.6	837.8	822.9	806.1	779.1	750.2	712.9	669.1	636.5	629.0	586.2
10°	921.6	913.2	904.9	889.0	860.1	819.1	770.7	710.1	664.4	652.3	594.5
12.5°	971.0	968.2	960.8	942.1	914.2	878.8	821.0	750.2	691.5	674.7	602.9
15°	1007.4	1010.2	1002.7	990.6	961.7	928.2	872.2	792.1	720.3	700.8	612.2
17.5°	1041.8	1040.0	1039.1	1025.1	999.0	965.4	908.6	826.6	749.2	727.8	621.6
20°	1061.4	1062.3	1060.5	1054.9	1029.7	997.1	944.0	867.6	780.9	756.7	633.7
22.5°	1071.7	1075.4	1079.1	1078.2	1057.7	1032.5	977.5	900.2	813.5	788.4	648.6
25°	1078.2	1081.0	1089.4	1100.6	1081.9	1061.4	1014.8	939.3	851.7	822.9	666.3
27.5°	1083.8	1087.5	1097.8	1114.5	1099.6	1087.5	1047.4	972.9	884.4	858.3	686.8
30°	1120.1	1124.8	1124.8	1133.2	1116.4	1113.6	1083.8	1013.0	925.4	897.4	712.9
32.5°	1216.1	1206.8	1190.0	1181.6	1141.6	1142.5	1119.2	1053.0	969.2	941.2	745.5
35°	1299.0	1299.0	1278.5	1251.5	1187.2	1174.2	1160.2	1106.1	1016.7	989.7	788.4
37.5°	1379.2	1380.1	1358.7	1335.4	1261.8	1215.2	1207.7	1157.4	1075.4	1043.7	833.1
40°	1429.5	1435.1	1429.5	1411.8	1341.0	1286.9	1254.3	1215.2	1131.3	1107.1	884.4
42.5°	1437.9	1449.1	1469.6	1475.2	1398.8	1351.2	1314.0	1274.8	1198.4	1171.4	943.1
45°	1416.5	1420.2	1465.9	1472.4	1441.6	1402.5	1377.3	1344.7	1278.5	1255.2	1008.3
47.5°	1357.8	1350.3	1366.1	1423.0	1435.1	1433.2	1439.8	1423.9	1371.7	1341.9	1080.1
50°	1232.0	1234.7	1286.0	1355.0	1396.9	1444.4	1486.4	1504.1	1465.9	1436.0	1157.4
52.5°	1002.7	1015.8	1113.6	1276.7	1349.4	1437.0	1519.9	1579.5	1563.7	1534.8	1233.8
55°	823.8	843.4	941.2	1150.9	1284.1	1400.6	1539.5	1658.8	1661.5	1639.2	1303.7
57.5°	644.9	660.7	764.1	956.1	1190.9	1343.8	1542.3	1726.8	1758.5	1732.4	1365.2
60°	505.1	516.3	576.8	796.8	1076.3	1262.7	1521.8	1780.8	1840.5	1820.9	1418.3
62.5°	383.0	391.4	445.4	630.0	935.6	1167.7	1452.8	1800.4	1898.2	1879.6	1448.1
65°	310.3	317.8	353.2	494.8	796.8	1057.7	1348.4	1755.7	1915.0	1898.2	1444.4
67.5°	253.5	256.3	285.2	385.8	673.8	933.7	1195.6	1639.2	1863.8	1862.8	1401.6
70°	205.0	212.5	236.7	307.5	560.1	791.2	1017.6	1456.5	1752.9	1762.2	1315.8
72.5°	174.3	176.1	197.6	254.4	456.6	642.1	842.4	1245.9	1589.8	1597.2	1181.6
75°	147.2	150.0	165.9	205.9	370.9	509.7	677.5	1006.4	1330.7	1362.4	995.3
77.5°	126.7	127.7	138.9	169.6	263.7	383.0	496.7	754.8	1041.8	1064.2	781.9
80°	99.7	101.6	113.7	134.2	183.6	248.8	342.9	516.3	696.1	721.3	541.4
82.5°	46.6	52.2	55.0	73.6	96.0	123.0	162.1	215.3	315.0	314.0	252.5
85°	4.7	3.7	3.7	5.6	8.4	8.4	10.3	12.1	24.2	28.9	22.4
87.5°	0.0	0.0	0.0	0.9	1.9	1.9	1.9	2.8	2.8	2.8	2.8
90°	0.0	0.0	0.0	0.0	0.0	0.0	0.0	0.0	0.0	0.0	0.0



REPORT NUMBER: P867582

CATALOG NUMBER: MEM2-HTN-SA-30-730-U-T2U-HSS

**CANDELA DISTRIBUTION (continued):**

	90°	95°	105°	115°	125°	135°	145°	155°	165°	175°	180°
0°	561.9	561.9	561.9	561.9	561.9	561.9	561.9	561.9	561.9	561.9	561.9
2.5°	564.7	556.3	541.4	527.4	518.1	510.7	498.6	491.1	485.5	478.1	477.1
5°	562.9	547.9	518.1	493.0	468.7	448.2	426.8	413.8	399.8	393.3	398.8
7.5°	564.7	540.5	493.9	455.7	419.3	386.7	358.8	341.1	328.0	321.5	322.4
10°	565.7	534.0	473.4	420.3	373.7	335.5	303.8	279.6	263.7	260.0	255.3
12.5°	563.8	525.6	452.9	385.8	329.9	288.0	250.7	232.0	216.2	208.7	208.7
15°	565.7	519.1	431.5	354.1	290.7	242.3	210.6	190.1	180.8	174.3	175.2
17.5°	565.7	513.5	411.0	323.4	252.5	207.8	178.9	162.1	152.8	149.1	148.2
20°	572.2	508.8	391.4	294.5	219.0	177.1	153.8	140.7	133.3	129.5	127.7
22.5°	576.8	505.1	373.7	266.5	191.0	154.7	135.1	123.0	117.4	115.6	115.6
25°	585.2	504.1	357.8	239.5	168.7	137.9	120.2	110.9	106.2	104.4	104.4
27.5°	597.3	506.0	342.9	216.2	151.9	121.1	108.1	100.6	97.8	96.9	96.0
30°	615.0	514.4	333.6	198.5	136.1	110.9	98.8	94.1	92.3	91.3	91.3
32.5°	638.3	529.3	329.9	189.2	126.7	102.5	92.3	88.5	86.7	86.7	85.7
35°	667.2	546.1	327.1	180.8	120.2	96.9	87.6	83.9	82.9	82.9	82.9
37.5°	701.7	563.8	322.4	175.2	116.5	92.3	83.9	80.1	80.1	80.1	80.1
40°	739.9	589.9	321.5	171.5	113.7	89.5	80.1	76.4	76.4	76.4	76.4
42.5°	782.8	617.8	320.6	168.7	111.8	87.6	76.4	72.7	72.7	72.7	72.7
45°	835.0	653.3	322.4	166.8	111.8	85.7	73.6	69.0	68.0	68.0	68.0
47.5°	886.2	686.8	324.3	164.9	110.0	82.9	69.9	65.2	64.3	63.4	63.4
50°	941.2	721.3	324.3	163.1	108.1	80.1	67.1	60.6	59.6	58.7	58.7
52.5°	995.3	750.2	325.2	160.3	103.4	75.5	62.4	56.8	55.0	54.0	53.1
55°	1047.4	780.9	326.2	155.6	97.8	70.8	59.6	53.1	50.3	48.5	48.5
57.5°	1086.6	806.1	321.5	146.3	90.4	66.2	55.0	48.5	44.7	42.9	42.9
60°	1123.9	821.9	313.1	132.3	82.9	61.5	51.3	43.8	40.1	38.2	38.2
62.5°	1138.8	824.7	293.5	108.1	73.6	56.8	46.6	40.1	37.3	36.3	36.3
65°	1130.4	812.6	267.5	85.7	65.2	51.3	42.9	37.3	33.5	30.8	30.8
67.5°	1084.7	770.7	232.0	68.0	56.8	46.6	39.1	33.5	29.8	27.0	27.0
70°	998.0	703.6	180.8	54.0	49.4	41.0	35.4	30.8	27.0	24.2	24.2
72.5°	870.4	610.4	131.4	45.7	42.9	36.3	31.7	28.0	24.2	22.4	22.4
75°	717.6	470.6	93.2	39.1	38.2	32.6	28.9	25.2	22.4	20.5	20.5
77.5°	538.6	328.0	72.7	34.5	33.5	29.8	26.1	23.3	20.5	19.6	18.6
80°	358.8	203.2	55.0	26.1	25.2	23.3	21.4	19.6	16.8	14.9	14.9
82.5°	160.3	85.7	28.0	14.9	13.0	11.2	9.3	6.5	6.5	5.6	5.6
85°	16.8	11.2	5.6	3.7	3.7	2.8	2.8	2.8	1.9	1.9	1.9
87.5°	2.8	2.8	1.9	1.9	1.9	0.9	0.9	0.9	0.9	0.9	0.9
90°	0.0	0.0	0.0	0.0	0.0	0.0	0.0	0.0	0.0	0.0	0.0



LM-79-2019: Approved Method: Electrical and Photometric Measurements of Solid-  
State Lighting Products

Report Prepared for

Cooper Lighting Solutions

Streetworks

Report Number: SP1-2407-157-4

Test Date: 08/07/2024

Luminaire Tested: MEM2-HTN-SA-30-730-U-5WQ-2

Data in this report applies to families of products including MEM2-HTN-SA-30-730-U-5WQ-2

**Test Information**

Test Method: LM-79-2019  
 Report Number: SP1-2407-157-4  
 Test Lab: COOPER LIGHTING SOLUTIONS  
 Photometer: SP1 - 76IN SPHERE  
 Measurement Geometry: 4π  
 Issue Date: 08/20/2024  
 Manufacturer: COOPER LIGHTING SOLUTIONS  
 Product Line: Streetworks  
 Catalog Number: **MEM2-HTN-SA-30-730-U-5WQ-2**  
 Description: Epic Modern Light Square 30W 5WQ Optic and Flare Trim

**Spectral Parameters**

CCT (K): 3057  
 CIE u': 0.2487  
 CIE v': 0.5199  
 Duv: -0.0002  
 CIE x: 0.4326  
 CIE y: 0.4020  
 CIE z: 0.1654  
 Peak Wavelength (nm): 593  
 Dominant Wavelength (nm): 582  
 Purity: 50.50735  
 Rf: 74.6  
 Rg: 94

CRI (Ra):	71.7		
R1:	68.1	R9:	-34.8
R2:	82.0	R10:	58.5
R3:	93.5	R11:	62.5
R4:	67.5	R12:	47.5
R5:	67.2	R13:	70.7
R6:	74.9	R14:	96.4
R7:	77.4	R15:	60.0
R8:	43.1		



**Test Conditions**

Stabilization Time: 21M  
 Operation Time: 1H 21M  
 Sphere Temperature (°C): 24.2

REPORT NUMBER: SP1-2407-157-4

Measurement and Test Equipment			
Instrument	Identification Number	Calibration Date	Calibration Due Date
Photometer	IN0058	6/18/2024	12/18/2024
Power Meter	INXT2011004	2/8/2024	2/8/2025
AC Power Source	IN0063	10/24/2023	10/24/2024
DC Power Source	IN0208	10/24/2023	10/24/2024
Sphere Thermometer	IN0085	10/24/2023	10/24/2024
Room Thermometer	IN0046	10/24/2023	10/24/2024

REPORT NUMBER: SP1-2407-157-4

CIE 1931 Chromaticity Diagram



CIE 1931 Chromaticity Diagram with 2017 ANSI 7-Step and 4-Step Quadrangles



Point lies inside the ANSI 3000K 4-step quadrangle

REPORT NUMBER: SP1-2407-157-4

**Photopic Flux vs. Wavelength**



**Photopic Lumens: NR**

λ (nm)	Power W <sup>^</sup> /nm	Lumens (φ/nm)	λ (nm)	Power W <sup>^</sup> /nm	Lumens (φ/nm)	λ (nm)	Power W <sup>^</sup> /nm	Lumens (φ/nm)	λ (nm)	Power W <sup>^</sup> /nm	Lumens (φ/nm)	λ (nm)	Power W <sup>^</sup> /nm	Lumens (φ/nm)
360	0	NR	490	104	NR	620	818	NR	750	20	NR	880	1	NR
365	0	NR	495	135	NR	625	755	NR	755	17	NR	885	0	NR
370	0	NR	500	184	NR	630	691	NR	760	15	NR	890	0	NR
375	0	NR	505	247	NR	635	625	NR	765	13	NR	895	0	NR
380	0	NR	510	309	NR	640	561	NR	770	11	NR	900	0	NR
385	0	NR	515	369	NR	645	499	NR	775	9	NR	905	0	NR
390	0	NR	520	419	NR	650	441	NR	780	8	NR	910	0	NR
395	0	NR	525	460	NR	655	388	NR	785	7	NR	915	0	NR
400	1	NR	530	492	NR	660	338	NR	790	6	NR	920	0	NR
405	3	NR	535	524	NR	665	294	NR	795	5	NR	925	0	NR
410	7	NR	540	553	NR	670	253	NR	800	4	NR	930	0	NR
415	15	NR	545	588	NR	675	218	NR	805	4	NR	935	0	NR
420	31	NR	550	625	NR	680	188	NR	810	3	NR	940	0	NR
425	60	NR	555	670	NR	685	161	NR	815	3	NR	945	0	NR
430	107	NR	560	723	NR	690	139	NR	820	3	NR	950	0	NR
435	183	NR	565	780	NR	695	118	NR	825	2	NR	955	0	NR
440	289	NR	570	837	NR	700	100	NR	830	2	NR	960	0	NR
445	460	NR	575	894	NR	705	85	NR	835	2	NR	965	0	NR
450	646	NR	580	942	NR	710	73	NR	840	1	NR	970	0	NR
455	561	NR	585	976	NR	715	62	NR	845	1	NR	975	0	NR
460	331	NR	590	998	NR	720	53	NR	850	1	NR	980	0	NR
465	238	NR	595	1000	NR	725	45	NR	855	1	NR	985	0	NR
470	178	NR	600	990	NR	730	39	NR	860	1	NR	990	0	NR
475	120	NR	605	962	NR	735	33	NR	865	1	NR	995	0	NR
480	96	NR	610	925	NR	740	28	NR	870	1	NR	1000	0	NR
485	95	NR	615	873	NR	745	24	NR	875	1	NR			

REPORT NUMBER: SP1-2407-157-4

**Scotopic Flux vs. Wavelength**



**Scotopic Lumens: NR**

**S/P: 1.23**

$\lambda$ (nm)	Power W <sup>^</sup> /nm	Lumens ( $\phi$ /nm)	$\lambda$ (nm)	Power W <sup>^</sup> /nm	Lumens ( $\phi$ /nm)	$\lambda$ (nm)	Power W <sup>^</sup> /nm	Lumens ( $\phi$ /nm)	$\lambda$ (nm)	Power W <sup>^</sup> /nm	Lumens ( $\phi$ /nm)	$\lambda$ (nm)	Power W <sup>^</sup> /nm	Lumens ( $\phi$ /nm)
360	0	NR	490	104	NR	620	818	NR	750	20	NR	880	1	NR
365	0	NR	495	135	NR	625	755	NR	755	17	NR	885	0	NR
370	0	NR	500	184	NR	630	691	NR	760	15	NR	890	0	NR
375	0	NR	505	247	NR	635	625	NR	765	13	NR	895	0	NR
380	0	NR	510	309	NR	640	561	NR	770	11	NR	900	0	NR
385	0	NR	515	369	NR	645	499	NR	775	9	NR	905	0	NR
390	0	NR	520	419	NR	650	441	NR	780	8	NR	910	0	NR
395	0	NR	525	460	NR	655	388	NR	785	7	NR	915	0	NR
400	1	NR	530	492	NR	660	338	NR	790	6	NR	920	0	NR
405	3	NR	535	524	NR	665	294	NR	795	5	NR	925	0	NR
410	7	NR	540	553	NR	670	253	NR	800	4	NR	930	0	NR
415	15	NR	545	588	NR	675	218	NR	805	4	NR	935	0	NR
420	31	NR	550	625	NR	680	188	NR	810	3	NR	940	0	NR
425	60	NR	555	670	NR	685	161	NR	815	3	NR	945	0	NR
430	107	NR	560	723	NR	690	139	NR	820	3	NR	950	0	NR
435	183	NR	565	780	NR	695	118	NR	825	2	NR	955	0	NR
440	289	NR	570	837	NR	700	100	NR	830	2	NR	960	0	NR
445	460	NR	575	894	NR	705	85	NR	835	2	NR	965	0	NR
450	646	NR	580	942	NR	710	73	NR	840	1	NR	970	0	NR
455	561	NR	585	976	NR	715	62	NR	845	1	NR	975	0	NR
460	331	NR	590	998	NR	720	53	NR	850	1	NR	980	0	NR
465	238	NR	595	1000	NR	725	45	NR	855	1	NR	985	0	NR
470	178	NR	600	990	NR	730	39	NR	860	1	NR	990	0	NR
475	120	NR	605	962	NR	735	33	NR	865	1	NR	995	0	NR
480	96	NR	610	925	NR	740	28	NR	870	1	NR	1000	0	NR
485	95	NR	615	873	NR	745	24	NR	875	1	NR			

REPORT NUMBER: SP1-2407-157-4

**Melanopic Flux vs. Wavelength**



**Melanopic Lumens: NR**

**M/P: 2.27**

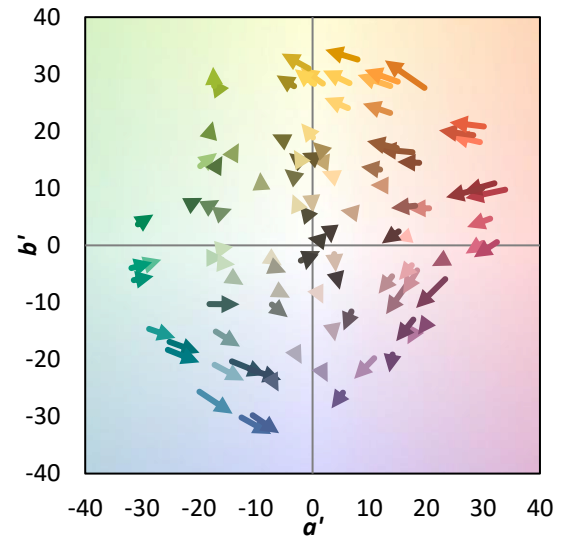
λ (nm)	Power W <sup>^</sup> /nm	Lumens (φ/nm)	λ (nm)	Power W <sup>^</sup> /nm	Lumens (φ/nm)	λ (nm)	Power W <sup>^</sup> /nm	Lumens (φ/nm)	λ (nm)	Power W <sup>^</sup> /nm	Lumens (φ/nm)	λ (nm)	Power W <sup>^</sup> /nm	Lumens (φ/nm)
360	0	NR	490	104	NR	620	818	NR	750	20	NR	880	1	NR
365	0	NR	495	135	NR	625	755	NR	755	17	NR	885	0	NR
370	0	NR	500	184	NR	630	691	NR	760	15	NR	890	0	NR
375	0	NR	505	247	NR	635	625	NR	765	13	NR	895	0	NR
380	0	NR	510	309	NR	640	561	NR	770	11	NR	900	0	NR
385	0	NR	515	369	NR	645	499	NR	775	9	NR	905	0	NR
390	0	NR	520	419	NR	650	441	NR	780	8	NR	910	0	NR
395	0	NR	525	460	NR	655	388	NR	785	7	NR	915	0	NR
400	1	NR	530	492	NR	660	338	NR	790	6	NR	920	0	NR
405	3	NR	535	524	NR	665	294	NR	795	5	NR	925	0	NR
410	7	NR	540	553	NR	670	253	NR	800	4	NR	930	0	NR
415	15	NR	545	588	NR	675	218	NR	805	4	NR	935	0	NR
420	31	NR	550	625	NR	680	188	NR	810	3	NR	940	0	NR
425	60	NR	555	670	NR	685	161	NR	815	3	NR	945	0	NR
430	107	NR	560	723	NR	690	139	NR	820	3	NR	950	0	NR
435	183	NR	565	780	NR	695	118	NR	825	2	NR	955	0	NR
440	289	NR	570	837	NR	700	100	NR	830	2	NR	960	0	NR
445	460	NR	575	894	NR	705	85	NR	835	2	NR	965	0	NR
450	646	NR	580	942	NR	710	73	NR	840	1	NR	970	0	NR
455	561	NR	585	976	NR	715	62	NR	845	1	NR	975	0	NR
460	331	NR	590	998	NR	720	53	NR	850	1	NR	980	0	NR
465	238	NR	595	1000	NR	725	45	NR	855	1	NR	985	0	NR
470	178	NR	600	990	NR	730	39	NR	860	1	NR	990	0	NR
475	120	NR	605	962	NR	735	33	NR	865	1	NR	995	0	NR
480	96	NR	610	925	NR	740	28	NR	870	1	NR	1000	0	NR
485	95	NR	615	873	NR	745	24	NR	875	1	NR			

**Summary**

$R_f = 74.6$   
 $R_g = 94$   
 $CIE R_a = 71.7$   
 $R_9 = -34.8$



**Color Vector Graphics**





**Individual Sample Fidelity Index ( $R_{f,i}$ )**

CES01 = 86	CES26 = 65	CES51 = 87	CES76 = 58
CES02 = 62	CES27 = 89	CES52 = 85	CES77 = 76
CES03 = 31	CES28 = 84	CES53 = 77	CES78 = 61
CES04 = 71	CES29 = 68	CES54 = 85	CES79 = 86
CES05 = 49	CES30 = 83	CES55 = 84	CES80 = 83
CES06 = 51	CES31 = 71	CES56 = 74	CES81 = 73
CES07 = 41	CES32 = 64	CES57 = 74	CES82 = 93
CES08 = 40	CES33 = 78	CES58 = 75	CES83 = 91
CES09 = 29	CES34 = 75	CES59 = 85	CES84 = 88
CES10 = 76	CES35 = 87	CES60 = 90	CES85 = 75
CES11 = 59	CES36 = 92	CES61 = 81	CES86 = 64
CES12 = 65	CES37 = 84	CES62 = 89	CES87 = 77
CES13 = 43	CES38 = 92	CES63 = 75	CES88 = 80
CES14 = 74	CES39 = 96	CES64 = 65	CES89 = 67
CES15 = 71	CES40 = 92	CES65 = 64	CES90 = 80
CES16 = 47	CES41 = 93	CES66 = 60	CES91 = 78
CES17 = 50	CES42 = 86	CES67 = 58	CES92 = 56
CES18 = 56	CES43 = 77	CES68 = 66	CES93 = 73
CES19 = 73	CES44 = 99	CES69 = 75	CES94 = 49
CES20 = 66	CES45 = 85	CES70 = 60	CES95 = 66
CES21 = 87	CES46 = 81	CES71 = 56	CES96 = 76
CES22 = 79	CES47 = 86	CES72 = 85	CES97 = 82
CES23 = 92	CES48 = 75	CES73 = 52	CES98 = 76
CES24 = 91	CES49 = 79	CES74 = 95	CES99 = 64
CES25 = 73	CES50 = 86	CES75 = 60	



Color Rendition by Hue-Angle Bin



Measure Comparisons



(END OF REPORT)